




DIMENSION SHEET

Compact Sport Car with Wing and/or Body Kit



Year _____ Make _____

Model _____

NAME: _____

Order Date: _____

Daytime phone: _____

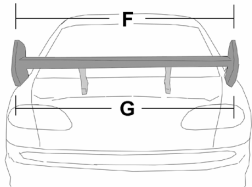
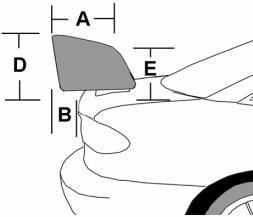
Pictures of the car MUST be provided with the dimension sheet. We will return the photos.

Check the wing style that is closest to the wing on your car. Supply the following measurements:

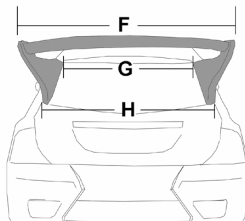
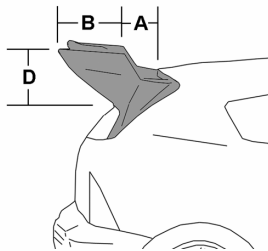
Length	A	_____	B	_____	C	_____
Height	D	_____	E	_____		_____
Width	F	_____	G	_____	H	_____

Style A

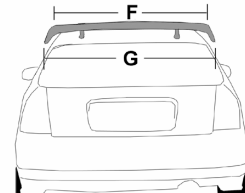
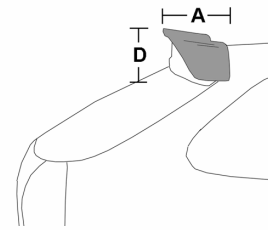
Measure "D" and "E"
from trunk lid



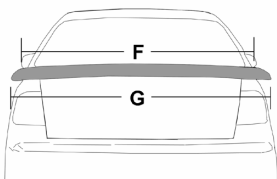
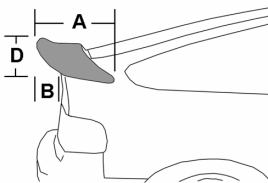
Style B



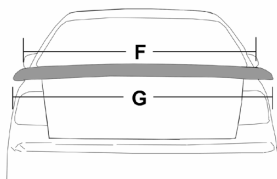
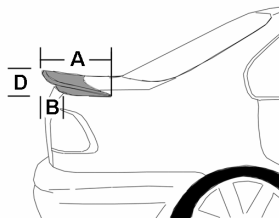
Style C



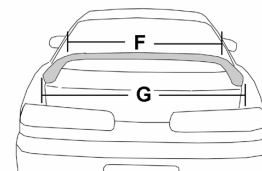
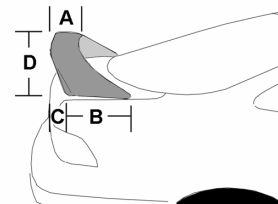
Style D



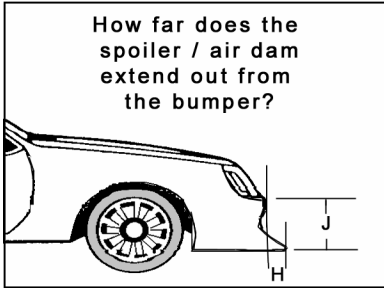
Style E



Style F



See back for more measurements required




LENGTHS

H Front of bumper (at TOP of bumper) to front of air dam / spoiler _____

HEIGHTS

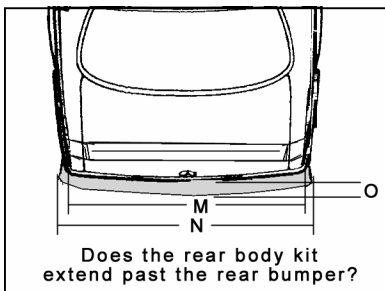
J Top of bumper to bottom of air dam / spoiler _____



WIDTHS

K Width of front bumper at TOP of bumper _____

L MAXIMUM width of air dam / spoiler _____



WIDTHS / LENGTHS

M Width of rear bumper at TOP of bumper _____

N Width of rear body kit _____

O TOP of rear bumper to rear edge of body kit ** _____

** IF body kit extends BEYOND the rear bumper